

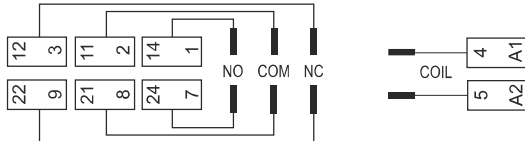


S2LD

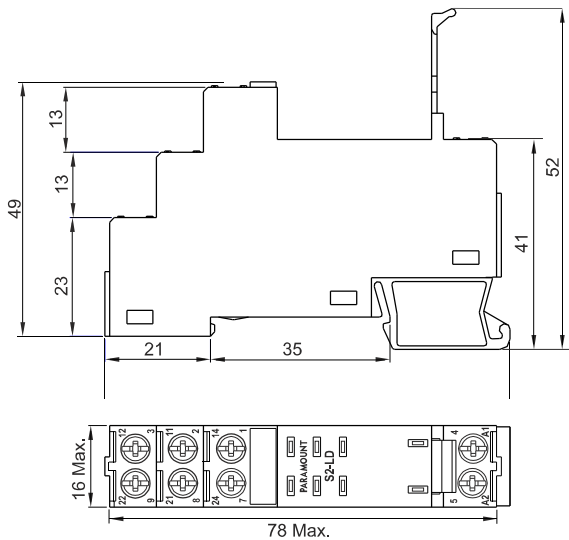
**Input / Output Socket (6A / 8A)
for P2 CO Relays
DIN Rail or Panel Mountable**

Only
16mm
WIDE

Wiring Diagram



Dimensions in mm.



Accessories

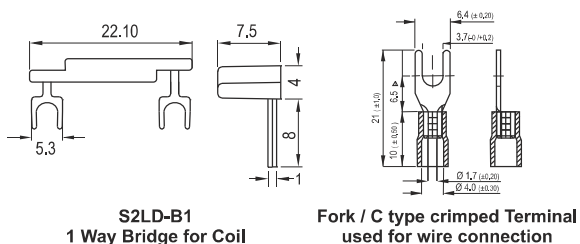


S2LD-B1



C Terminal

Dimensions in mm.



S2LD-B1
1 Way Bridge for Coil

Fork / C type crimped Terminal
used for wire connection

Specifications

Poles: 2 Change Over Contact
Nominal load : 6A / 8A @ 250V

Insulation: Di- electric strength, 1munitu
Between contact and coil: 5 KV
Between all terminals and DIN Rail: 5 KV
Between adjacent terminals: 3 KV

Brass Tin Plated Screw: 1.2 Nm
Max. Screw torque: M3, Pozi

Screw dimensions: 4 mm² or 2 x 2.25 mm²
22 14 AWG

Wire in-lets capacity: 4 mm²

Solid wire
Multi core: 38 gms.
Ferrule tip terminals

Weight Approx.
DIN Rail / Panel Mountable
Integrated Relay Hold Down Clip
Removable White Marking Label
EN / DIN Sequential Numbering according to
EN 60947 & IEC 61810

Accessories

S2LD-B1 - 1 Way Bridge

Fork / C - Terminal for wire connection

Approvals

